

Asymmetrization Mechanism of Jet Profiles in Decaying β -Plane Turbulence

KEIICHI ISHIOKA

Division of Earth and Planetary Sciences, Graduate School of Science, Kyoto University, Kyoto, Japan

JITSUKO HASEGAWA

Japan Meteorological Agency, Tokyo, Japan

SHIGEO YODEN

Division of Earth and Planetary Sciences, Graduate School of Science, Kyoto University, Kyoto, Japan

(Manuscript received 1 May 2006, in final form 18 October 2006)

ABSTRACT

In a previous paper, asymmetry was found in jet profiles between eastward and westward jets, which appear spontaneously in two-dimensional β -plane decaying turbulence. That is, westward jets are narrower and more intense than eastward jets. In this paper, the dependence of the asymmetry on the order of hyperviscosity is examined. It is shown that the dependence is not as strong as expected in the previous paper. A revised theoretical scenario to explain the weak dependence is also given.

1. Introduction

Spontaneous zonal jet formation is a well-known significant feature in two-dimensional β -plane turbulence (Rhines 1975; Vallis and Maltrud 1993). The formation itself is considered due to the upward cascade of energy that favors a zonal structure because of the β term. Vallis and Maltrud (1993) found asymmetry between eastward and westward jet profiles that emerged from turbulent states in the forced-dissipative numerical experiments. That is, eastward jets are narrower and more intense than westward jets. This asymmetry, which is also observed in two-dimensional forced-dissipative turbulence on a rotating sphere (Nozawa and Yoden 1997; Huang and Robinson 1998), is thought to be related to turbulent mixing of potential vorticity. Whether or not such asymmetry exists in decaying experiments, however, had not been explored until our previous paper, Hasegawa et al. (2006, hereafter HIY2006). In HIY2006, we conducted a large number

of numerical experiments and found that there is asymmetry in profiles of zonal jets appearing spontaneously from β -plane decaying turbulence. That is, westward jets are narrower and more intense than eastward jets. This asymmetry, which is the reverse of that of the forced-dissipative cases, is also found by Lee and Smith (2007) in an early stage of the forced-dissipative case. In HIY2006, we also gave a theory to explain the asymmetry. Following the theory, it is expected that the significance of the asymmetry may strongly depend on the order of hyperviscosity in the dissipation term. The dependence, however, was not explored in HIY2006. Therefore, in this paper, we examine the dependence of the significance.

The structure of this paper is as follows. The governing equation and experimental setup are given in section 2. Results of numerical experiments are given and the dependence of the asymmetry of jet profiles on the order of hyperviscosity is examined in section 3. In section 4, HIY2006's theory is revisited and a revised theory is given to explain a discrepancy between an expectation from HIY2006's theory and the results of the present paper. Discussion and conclusions are given in section 5.

Corresponding author address: Keiichi Ishioka, Kitashirakawa Oiwake-cho, Sakyo-ku, Kyoto, 606-8502 Japan.
E-mail: ishioka@gfd-dennou.org

2. Governing equation and experimental setup

The system under consideration is a nondivergent two-dimensional flow with hyperviscosity on a β plane. The flow is governed by the vorticity equation

$$\frac{\partial \zeta}{\partial t} + \frac{\partial \psi}{\partial x} \frac{\partial \zeta}{\partial y} - \frac{\partial \psi}{\partial y} \frac{\partial \zeta}{\partial x} + \beta \frac{\partial \psi}{\partial x} = (-1)^{p+1} \nu_p (\nabla^2)^p \zeta. \quad (1)$$

Here, $\zeta \equiv \nabla^2 \psi$ is the vorticity, ψ is the streamfunction, x is the longitude, y is the latitude, t is the time, ∇^2 is the Laplacian operator, ν_p is the hyperviscosity coefficient, and p is the order of the hyperviscosity. Note that the governing equation has been nondimensionalized and we are dealing with nondimensional variables and parameters. We use three values of p , $p = 1, 2$, and 3 to examine the dependence of the asymmetry of jet profiles on the order of the hyperviscosity. Note that $p = 1$ corresponds to Newtonian viscosity. The hyperviscosity coefficient is set as small as possible unless enstrophy accumulates near the truncation wavenumber unphysically with the following experimental setup. Depending on p , we set the hyperviscosity coefficient as follows: $\nu_1 = 1 \times 10^{-4}$, $\nu_2 = 1 \times 10^{-7}$, and $\nu_3 = 1 \times 10^{-11}$.

We assume a periodic boundary condition in both x and y directions

$$\zeta(x, y + 2\pi, t) = \zeta(x, y, t) = \zeta(x + 2\pi, y, t). \quad (2)$$

To integrate Eq. (1) numerically, we adopted the Fourier spectral method with the truncation wavenumber of $K_T = 170$ for the spatial discretization. The nonlinear term is computed using the transform method with alias free grids, 512×512 . The time integration scheme is the classical fourth-order Runge–Kutta scheme.

The initial condition is a random vorticity field the energy spectrum $E(K)$ of which is given as follows

$$E(K) \propto \left(\frac{2}{\sqrt{K/K_0} + \sqrt{K_0/K}} \right)^\gamma, \quad (3)$$

where $K = \sqrt{k^2 + l^2}$ is the total wavenumber, k is the wavenumber in the x direction, and l is that in the y direction. We set $K_0 = 32$ and $\gamma = 1000$, which means the initial energy spectrum has a sharp peak at the wavenumber $K = 32$. The phase of each Fourier component is set randomly. We conduct 11-member ensemble experiments changing the random initial phase. The total energy of the initial state is set to $1/2$. This means that the root-mean-square velocity (u_0) for the initial state is 1. We fix the parameter β as 256. This means that the Rhines wavenumber $K_\beta = \sqrt{\beta/(2u_0)} = 8\sqrt{2} \approx 11.3$. We checked that there is no qualitative difference in the following discussion with other sets of K_T , K_0 , and β as long as the inequality $K_\beta \ll K_0 \ll K_T$ holds.

3. Results

Figure 1 shows the time evolution of the zonal mean zonal wind $\bar{u}(y, t)$ for a member of ensemble experiments with $p = 2$ (i.e., the hyperviscosity is of second power of Laplacian, which is also used in HIY2006). Here, $u = -\partial\psi/\partial y$, and $(\bar{\cdot}) = (1/2\pi) \int_0^{2\pi} (\cdot) dx$. As time goes on, zonal jet structures develop and the wavenumber of the zonal profile is close to K_β (in this particular example, it is about 12). In an early stage of the time evolution ($t \leq 2.0$), there is no significant difference between eastward and westward jets. After that, however, westward jets become more intense than eastward jets as found by HIY2006. Here, we define the intensity of a jet as the absolute value of the peak wind velocity. To confirm this asymmetry, we examine the time evolution of $\bar{u}(y, t)$ of each ensemble member. We introduce a suffix j ($j = 1, 2, \dots, 11$) to identify an ensemble member. Using this, we define the maximum speed of eastward and westward jets as

$$U_{\max}^e(t) = \max_{j \in \Lambda} \left[\max_{0 \leq y \leq 2\pi} u_j(y, t) \right], \quad (4)$$

$$U_{\max}^w(t) = \max_{j \in \Lambda} \left\{ \max_{0 \leq y \leq 2\pi} [-u_j(y, t)] \right\}, \quad (5)$$

respectively. Here, $\Lambda = \{1, 2, \dots, 11\}$. Figure 2 shows the time evolutions of U_{\max}^e and U_{\max}^w for experiments with the hyperviscosity of $p = 2$. Although there is no significant difference between U_{\max}^e and U_{\max}^w at an early stage of evolution ($t \leq 1$), U_{\max}^w grows more rapidly than U_{\max}^e to have a larger value after that.

Until now, we have confirmed the asymmetry found by HIY2006 with ensemble experiments for $p = 2$ hyperviscosity. Following HIY2006's theory, which is reviewed in the next section, it is expected that the significance of the asymmetry may strongly depend on the order of hyperviscosity p . Now, we examine the dependence of the significance. Figure 3 shows the time evolutions of U_{\max}^e and U_{\max}^w for $p = 1$ (Newtonian viscosity) and $p = 3$ (hyperviscosity of the third power of Laplacian). There are some differences among Fig. 2, Fig. 3a, and Fig. 3b in the timing when $U_{\max}^w - U_{\max}^e$ starts growing and the value of $U_{\max}^w - U_{\max}^e$ at later stages of the time evolutions. However, the dependence of the significance of the asymmetry on p is not as strong as expected by HIY2006. In the next section, we review HIY2006's theory and propose a revised theory to explain the weak dependence.

4. Theory

In HIY2006, we proposed the following theoretical scenario to explain the asymmetry formation.

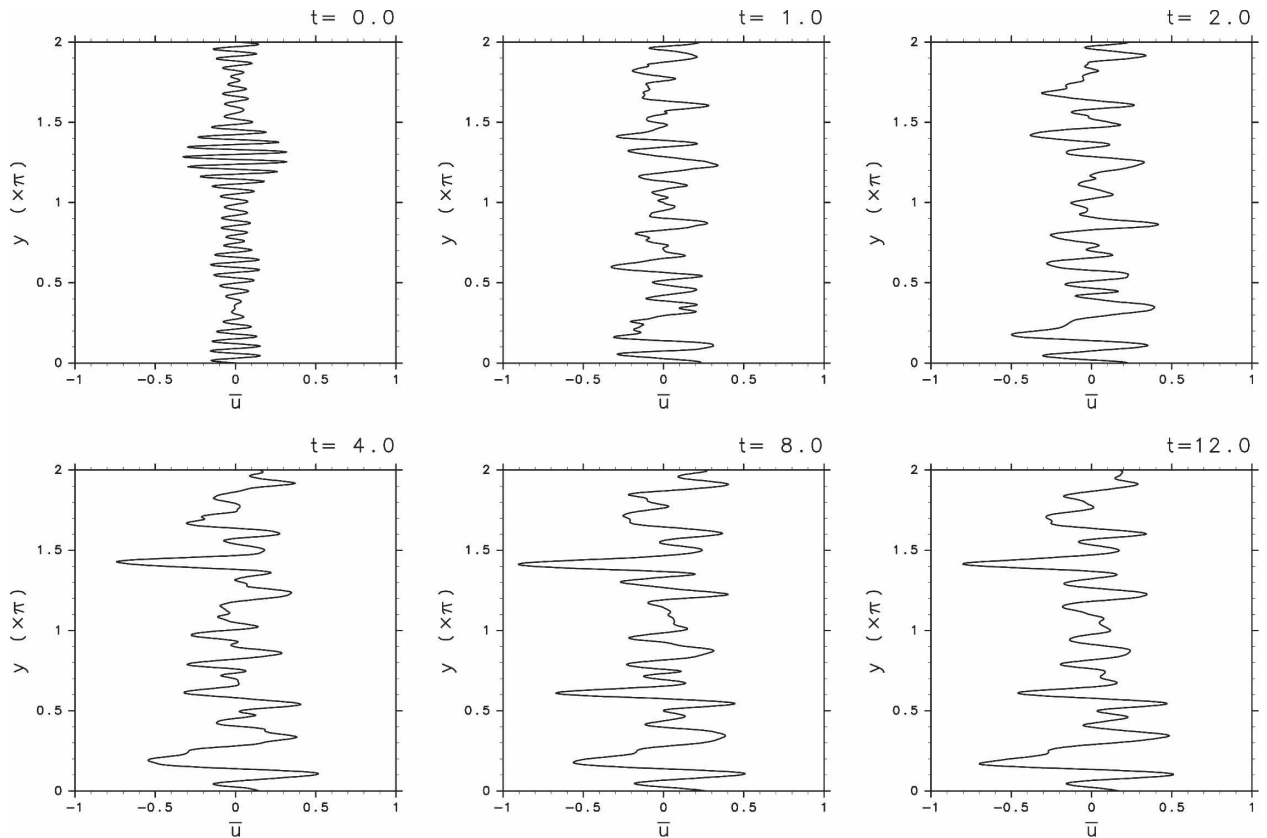


FIG. 1. Time evolution of the zonal mean zonal wind profile $\bar{u}(y, t)$ for a member of ensemble experiments with $p = 2$ (hyperviscosity). Time t is indicated on the top of each figure.

- 1) At the early stage of time evolution, weak zonal jets are formed by the upward energy cascade, which favors zonal components in β -plane turbulence.
- 2) Considering Rossby wave propagation theory, l^2 (l is the latitudinal wavenumber) of Rossby waves becomes so large in westward jet regions that Rossby waves are dissipated more easily than in eastward jet regions due to the hyperviscosity.
- 3) When Rossby waves are dissipated, they leave their westward pseudomomentum to zonal jets. Therefore, westward jets are intensified sharply.

To check the validity of the scenario, HIY2006 used a linearized equation of Eq. (1):

$$\frac{\partial \zeta'}{\partial t} + U_0(y) \frac{\partial \zeta'}{\partial x} + \left(\beta - \frac{\partial^2 U_0}{\partial y^2} \right) \frac{\partial \psi'}{\partial x} = (-1)^{p+1} \nu_p (\nabla^2)^p \zeta'. \quad (6)$$

Here, $U_0(y)$ is a prescribed basic zonal flow, and $\zeta' = \nabla^2 \psi'$. The acceleration is evaluated as

$$\Delta U(y, t) = - \int_0^t \frac{\partial}{\partial y} (\bar{u'v'}) dt, \quad (7)$$

where $u' = -\partial \psi' / \partial y$, $v' = \partial \psi' / \partial x$. To validate the scenario simply, we consider an idealized situation. The prescribed basic zonal flow profile is set as

$$U_0(y) = -A \sin(my). \quad (8)$$

The initial disturbance is set to be a monochromatic wave

$$\zeta'(x, y, t = 0) = B \sin(kx + ly), \quad (9)$$

where we set $k = l = m = K_\beta$, $A = 0.3$, and $B = 2K_\beta$. The choice is based on representative values of the wavenumbers for both zonal components and wavy disturbances, and the speed of zonal jets in the nonlinear time evolution at $t = 1$ when zonal jets start growing but the asymmetry has not yet developed. The value of B is set so that the energy of the monochromatic wave is $1/2$, which is the initial total energy of the nonlinear time evolution shown in the previous section. To integrate Eqs. (6) and (7) economically, we introduce a scale translation,

$$x_* = K_\beta x, \quad y_* = K_\beta y, \quad \nabla_*^2 = K_\beta^{-2} \nabla^2, \quad \psi'_* = K_\beta^2 \psi', \\ U_{0*} = K_\beta U_0, \quad \Delta U_* = K_\beta \Delta U, \quad \beta_* = K_\beta^{-1} \beta, \quad \nu_{p*} = K_\beta^{2p} \nu_p.$$

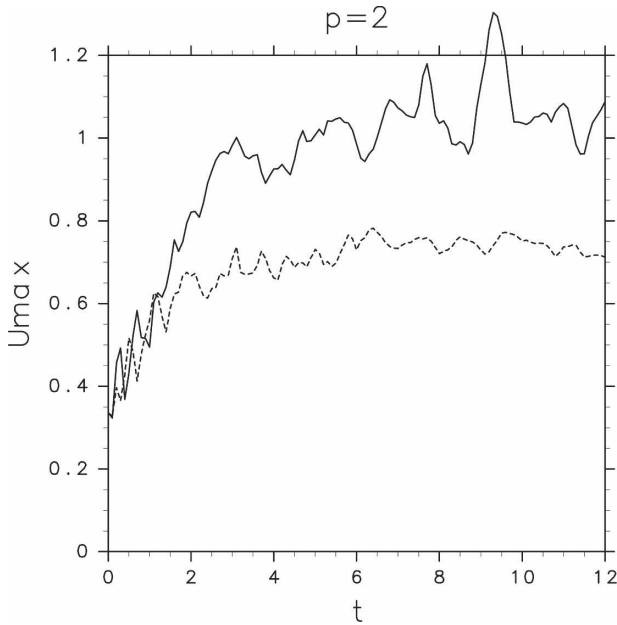


FIG. 2. Time evolutions of U_{\max}^w (solid line) and U_{\max}^e (dotted line) with $p = 2$ (hyperviscosity).

Using this translation, Eqs. (6) and (9) are translated as follows

$$\frac{\partial \zeta'}{\partial t} + U_{0*} \frac{\partial \zeta'}{\partial x_*} + \left(\beta_* - \frac{\partial^2 U_{0*}}{\partial y_*^2} \right) \frac{\partial \psi'_*}{\partial x_*} = (-1)^{p+1} \nu_{p*} (\nabla_*^2)^p \zeta', \quad (10)$$

$$\zeta'(x_*, y_*, t = 0) = B \sin(x_* + y_*). \quad (11)$$

Integrating Eq. (10) from the initial condition Eq. (11) is easier than the original problem because we can reduce the truncation wavenumber for Fourier expansion. Time evolution of $\Delta U(y, t)$ is computed as follows. Conceptually, spectrally discretized version of Eq. (10) can be written as

$$\frac{d\mathbf{x}}{dt} = \mathbf{M}\mathbf{x}. \quad (12)$$

Here, \mathbf{x} represents the vector of spectral coefficients of ψ' , and \mathbf{M} is a square matrix corresponding to the linear operators in Eq. (10). Equation (12) can be integrated analytically with the aid of numerical matrix diagonalization. The solution can be written as

$$\mathbf{x}(t) = \sum_n c_n e^{\sigma_n t} \mathbf{v}_n. \quad (13)$$

Here, σ_n and \mathbf{v}_n are an eigenvalue and a corresponding eigenvector of \mathbf{M} , respectively. The coefficient c_n is determined by the initial condition. In Eq. (7), $\partial u'v'/\partial y$ is a quadratic quantity of ψ' , so that the time integration can be done analytically using the solution [Eq. (13)] for any t even for the limit $t \rightarrow \infty$. Figure 4 shows $U(y, t) = U_0(y) + \Delta U(y, t)$ profile at $t = 10$ and as $t \rightarrow \infty$ for the hyperviscosity of $p = 2$. As is expected in the scenario, the westward acceleration is sharper and more intense in the westward jet region than the eastward acceleration in the eastward jet region in Fig. 4b (as $t \rightarrow \infty$). However, the growth of the acceleration is very slow. At $t = 10$ (Fig. 4a), there can be seen the asymmetry, but the acceleration is not so significant as seen in Fig. 2. Figure 5 shows $U(y, t) = U_0(y) + \Delta U(y, t)$ profile as $t \rightarrow \infty$ for $p = 1$ (Newtonian viscosity) and

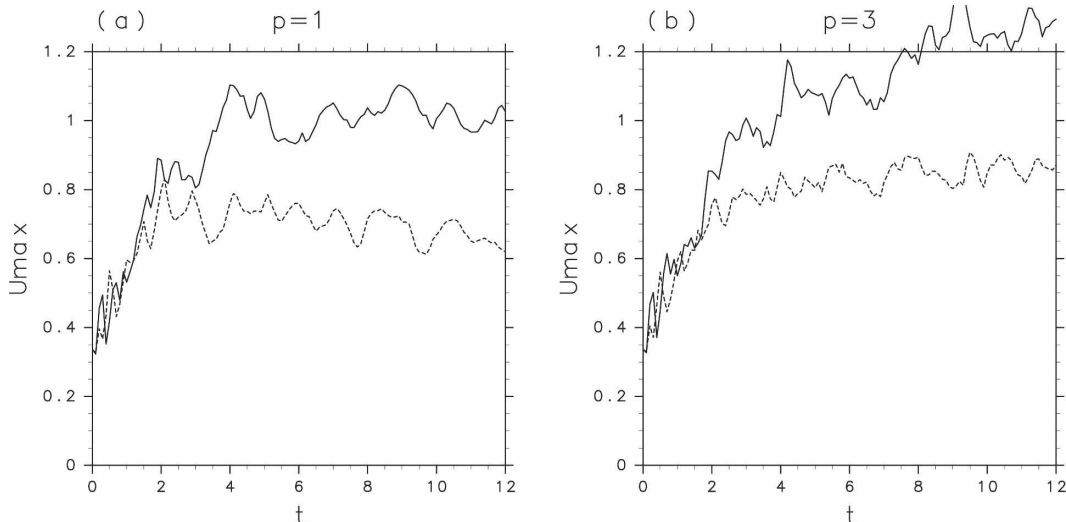


FIG. 3. Same as Fig. 2 but for (a) $p = 1$ (Newtonian viscosity) and (b) $p = 3$ (hyperviscosity).

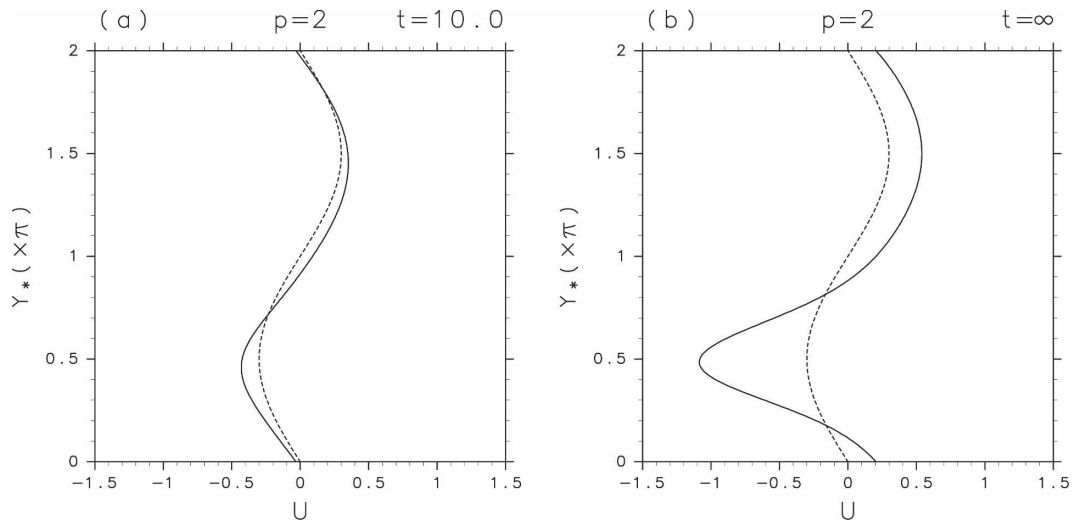


FIG. 4. Acceleration by an initially monochromatic Rossby wave in the linearized model Eqs. (6) and (7) for $p = 2$ (hyperviscosity). The dotted line shows the prescribed zonal flow profile U_0 , and the solid line shows $U_0 + \Delta U$ profile at (a) $t = 10$ and (b) $t \rightarrow \infty$.

$p = 3$ hyperviscosity. The asymmetry in final ($t \rightarrow \infty$) acceleration is much more significant for $p = 3$ hyperviscosity than for $p = 2$, and it is much less significant for $p = 1$ Newtonian viscosity.

The final acceleration profile depends mainly on the order of the hyperviscosity when the hyperviscosity coefficient is small enough. Figure 6 shows $U(y, t)$ profile as $t \rightarrow \infty$ for $p = 1$ (Newtonian viscosity), $p = 2$, and $p = 3$ hyperviscosity with halved value of hyperviscosity coefficients, that is, $\nu_1 = 0.5 \times 10^{-4}$, $\nu_2 = 0.5 \times 10^{-7}$, and $\nu_3 = 0.5 \times 10^{-11}$. Comparing Fig. 6a with Fig. 5a, Fig. 6b with Fig. 4b, and Fig. 6c with Fig. 5b, it is hard to see the dependence of the final acceleration profile

on the value of the hyperviscosity coefficient. From further computations, it seems that the final acceleration profile converges to a profile that depends only on the order of the hyperviscosity as $\nu_p \rightarrow 0$ although we have no theoretical proof. Knowing this behavior of the final acceleration profile, we focus on the dependence of the acceleration profile on the order of the hyperviscosity in this paper.

As seen above, there are two defects in HIY2006's theory. That is, the growth of the acceleration is too slow and the dependence of the acceleration asymmetry on p is too strong comparing with the results of nonlinear time evolution seen in the previous section.

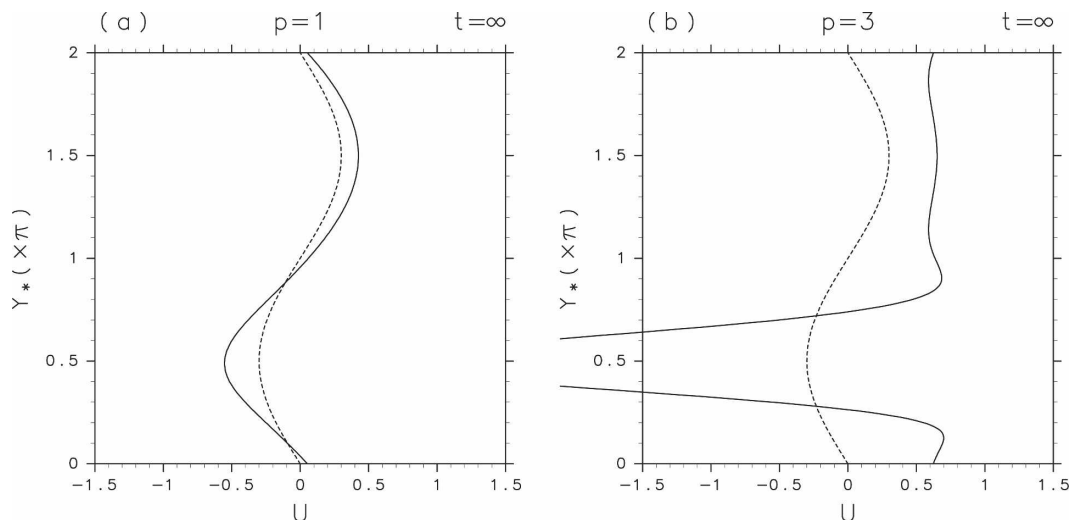


FIG. 5. Same as Fig. 4b but for (a) $p = 1$ (Newtonian viscosity) and (b) $p = 3$ (hyperviscosity).

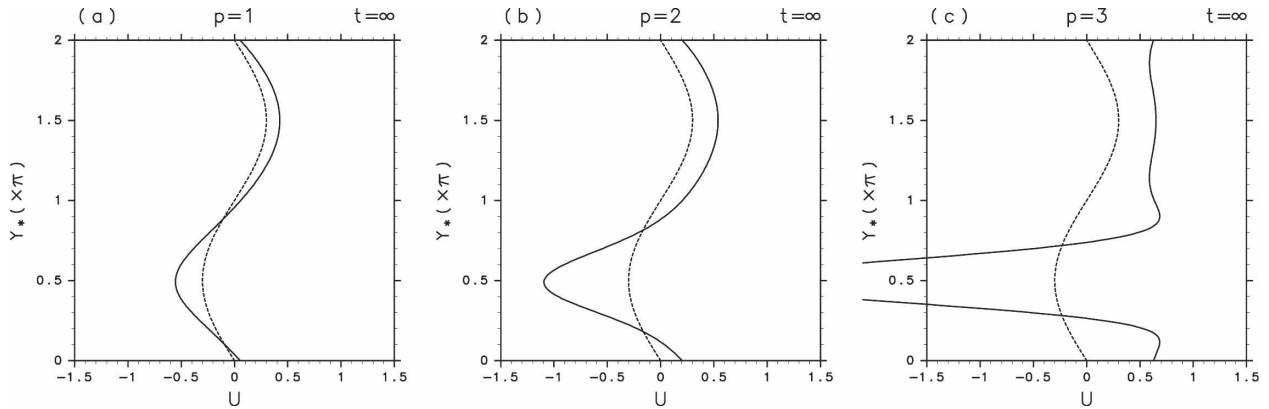


FIG. 6. (a) Same as Fig. 5a, (b) same as Fig. 4b, and (c) same as Fig. 5b. In Fig. 6, the value of the hyperviscosity coefficients is half of that in Figs 4 and 5.

Therefore, we now try to revise the scenario to fill the gap. In the scenario and the computation, we neglected two important effects. One is the effect that the acceleration changes the basic profile, which will affect Rossby wave propagation. The other is the effect of hyperviscosity on the basic profile, which will smooth it. To include these effects, we change Eq. (6) into

$$\frac{\partial \zeta'}{\partial t} + U(y, t) \frac{\partial \zeta'}{\partial x} + \left(\beta - \frac{\partial^2 U}{\partial y^2} \right) \frac{\partial \psi'}{\partial x} = (-1)^{p+1} \nu_p (\nabla^2)^p \zeta', \tag{14}$$

and let U change as

$$\frac{\partial U(y, t)}{\partial t} = - \frac{\partial}{\partial y} (\overline{u'v'}) + (-1)^{p+1} \nu_p (\nabla^2)^p U. \tag{15}$$

We integrate Eqs. (14) and (15) simultaneously from the initial condition $U(y, t = 0) = U_0(y)$ with the scale translation described above. These coupled equations

form a nonlinear system, so that the time integration is done numerically using the classical fourth-order Runge–Kutta scheme. Figure 7 shows $U(y, t)$ profiles at $t = 10$ computed for $p = 1, 2,$ and 3 . In Fig. 7, each figure shows sharp acceleration in the westward jet region and the intensity of the acceleration is large enough even at $t = 10$, but the difference of the acceleration among the figures is not so large as that between Figs. 4 and 5.

To check which of the two effects, the change in the basic profile and the hyperviscosity on the zonal mean flow, is important, we conduct an additional set of computations removing the hyperviscosity term in the time evolution equation of the zonal mean flow [Eq. (15)]. Figure 8 shows resulting $U(y, t)$ profiles at $t = 10$ computed for $p = 1, 2,$ and 3 . The difference of the acceleration among the figures in Fig. 8 is as inconspicuous as that in Fig. 7. Therefore, it is concluded that the effect of the hyperviscosity on the zonal mean flow is

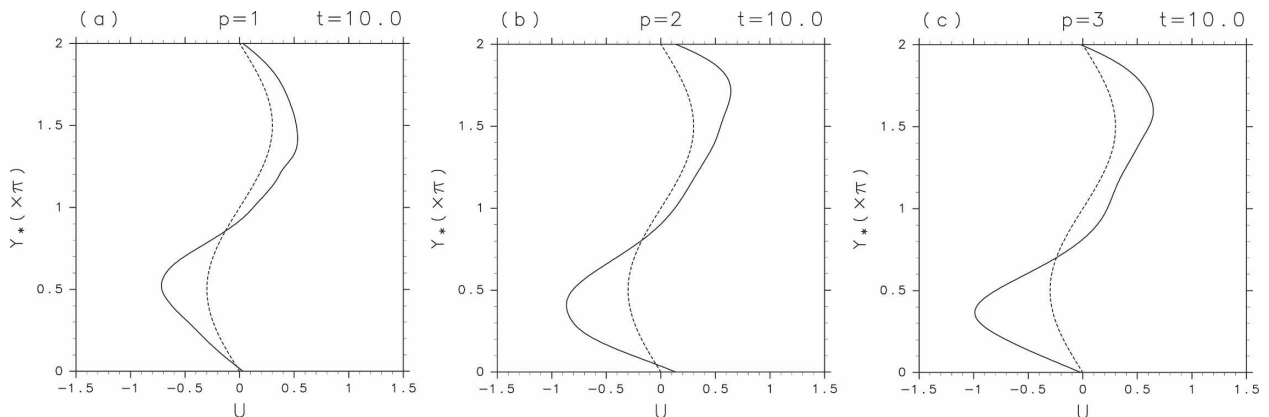


FIG. 7. Acceleration by an initially monochromatic Rossby wave in the linearized model Eqs. (14) and (15) at $t = 10$. The dotted line shows the prescribed zonal flow profile U_0 , and the solid line shows U profile; for (a) $p = 1$ (Newtonian viscosity), (b) $p = 2$ (hyperviscosity), and (c) $p = 3$ (hyperviscosity).

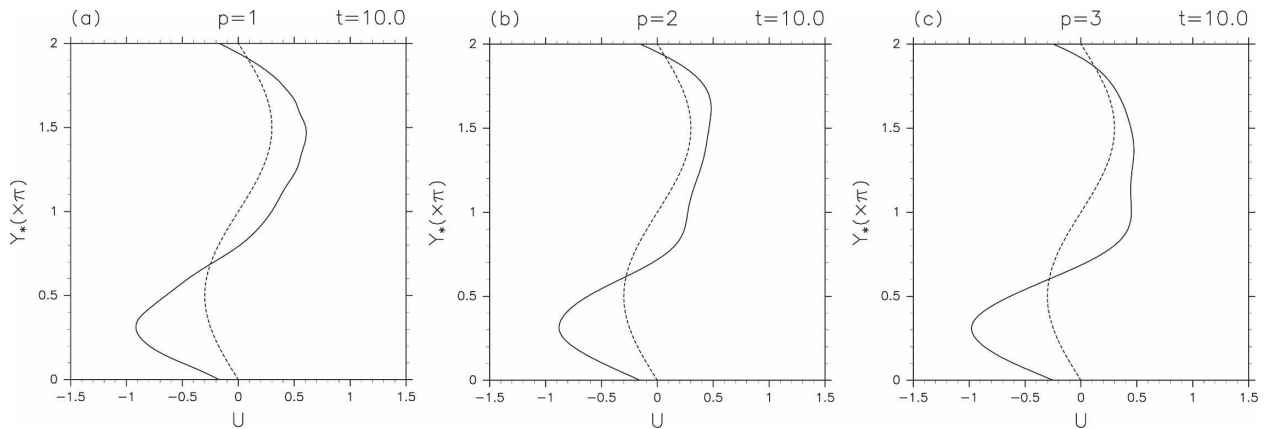


FIG. 8. Same as Fig. 7 except that the acceleration is calculated without the hyperviscosity term in Eq. (15).

much less important for reducing the dependence of the acceleration on the order of the hyperviscosity.

Although the results above indicate that the wave-mean-flow interaction can explain the asymmetry in the acceleration profile and the insignificant dependence on the order of the hyperviscosity, they are based on the quasilinear system consists of Eqs. (14) and (15), which neglects the wave-wave interactions. To examine whether the wave-wave interactions can affect the acceleration profile largely or not, we conduct a further set of computations. The full nonlinear governing equation, Eq. (1), is integrated from the same initial condition as used in the quasilinear system above. That is, the initial ζ field can be written as

$$\zeta(x, y, t = 0) = -\frac{dU_0}{dy} + \zeta'(x, y, t = 0) = Am \cos(my) + B \sin(kx + ly) \tag{16}$$

using Eqs. (8) and (9). Figure 9 shows resulting zonal mean flow profile $\bar{u}(y, t)$ at $t = 10$ computed for $p = 1$,

2, and 3. Comparing Fig. 9 with Fig. 7, the acceleration profiles are very similar for each p . This result indicates that the wave-wave interactions are much less important for the asymmetric acceleration than the wave-mean-flow interactions. The reason the wave-wave interactions have secondary importance is thought that the wave-mean-flow interactions affect the characteristics of the wave propagation dominantly through the change in the mean flow profile while waves of higher wavenumbers generated by the wave-wave interactions are transient and have little effect on the propagation of the primary wave.

5. Discussion and conclusions

One main conclusion of this paper is that the asymmetry found by HIY2006, which is that westward jets are more intense than eastward jets in β -plane decaying turbulence, can be seen even if we adopt Newtonian viscosity not hyperviscosity. That is, the asymmetry is not an illusion arising from hyperviscosity. This weak

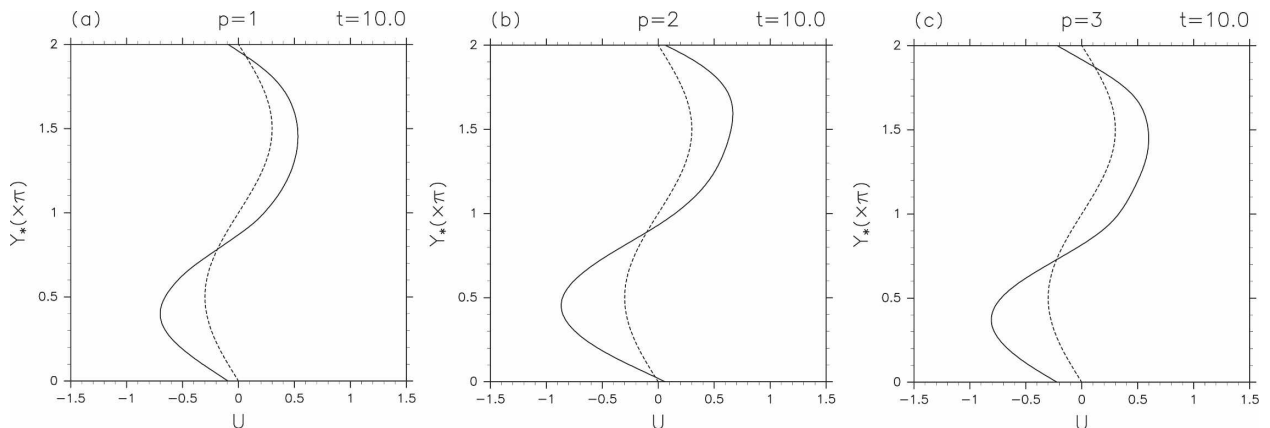


FIG. 9. Same as Fig. 7 except that the acceleration is calculated with the full nonlinear equation, Eq. (1).

dependence of the asymmetry on the order of hyperviscosity p is somewhat in discord with HIY2006's theory. This discordance is resolved with a revision for the theory as seen in the previous section. The effect, which is thought to prevent the dependence from becoming too strong, is that the acceleration by Rossby waves changes the basic profile, which causes a positive feedback to magnify the asymmetry. The reason the effect lead to the weak dependence on the order of the hyperviscosity is explained as follows. Once westward acceleration occurs in westward jet region, the speed of westward jet is amplified so that it becomes closer to the phase speed of Rossby waves. Then l^2 of Rossby waves becomes so large there (if a critical level appear, l^2 goes to infinity) that the waves are dissipated very quickly independently of the order of the hyperviscosity. Therefore, even in Newtonian viscosity case, the asymmetry can grow quickly. We should now add a new item to the scenario reviewed in the previous section as,

- 4) The acceleration causes a positive feedback to help the asymmetry to grow. By this effect, the significance of the asymmetry does not strongly depend on the order of hyperviscosity.

Now a question comes into mind naturally. Why does the mechanism fail to work in forced cases? We speculate that there are two reasons. One is that continuous energy input in small scales in forced cases keeps nonlinear terms dominant. This effect prevents the mechanism from working well because it is based on linear wave dynamics. Stronger zonal jets in forced cases make $\hat{\beta} = \beta - \bar{u}_{yy}$ small in westward jet regions, which may promote the dominance of nonlinear terms further. The other is the Rayleigh friction type drag term introduced in forced cases to obtain energy equilibration. If such a damping term causes large-scale wave

dissipation dominantly, it will also prevent the mechanism from working well because scale dependence of dissipation is necessary for the mechanism to work. The importance of the drag term to obtain stronger eastward jets than westward jets is shown by Lee and Smith (2007). Further investigation, however, is required to confirm whether the speculation above is correct or not.

Acknowledgments. The authors thank two anonymous reviewers for their helpful and constructive comments on this work. Numerical library ISPACK (Ishiooka 2005) is used for the computations. GFD-DENNOU Library (SGKS Group 1995) is used for drawing the figures.

REFERENCES

- Hasegawa, J., K. Ishiooka, and S. Yoden, 2006: Asymmetrization of jet profiles in β -plane turbulence. *IUTAM Symposium on Elementary Vortices and Coherent Structures; Significance in Turbulence Dynamics*, S. Kida, Ed., Springer, 207–211.
- Huang, H. P., and A. Robinson, 1998: Two-dimensional turbulence and persistent zonal jets in a global barotropic model. *J. Atmos. Sci.*, **55**, 611–632.
- Ishiooka, K., 2005: ISPACK-0.71. GFD-Dennou Club (in Japanese). [Available online at <http://www.gfd-dennou.org/arch/ispack/>.]
- Lee, Y., and L. M. Smith, 2007: On the formation of geophysical and planetary zonal flows by near-resonant wave interactions. *J. Fluid Mech.*, **576**, 405–424.
- Nozawa, T., and S. Yoden, 1997: Formation of zonal band structure in forced two-dimensional turbulence on a rotating sphere. *Phys. Fluids*, **9**, 2081–2093.
- Rhines, P. B., 1975: Waves and turbulence on a beta-plane. *J. Fluid Mech.*, **69**, 417–443.
- SGKS Group, 1995: DCL-5.1. GFD-Dennou Club (in Japanese). [Available online at <http://www.gfd-dennou.org/library/dcl/>.]
- Vallis, G. K., and M. E. Maltrud, 1993: Generation of mean flows and jets on a beta plane and over topography. *J. Phys. Oceanogr.*, **23**, 1346–1362.